



Essence

1

Newly designed, Huvitz continues to lead in product development combining innovation with value and performance

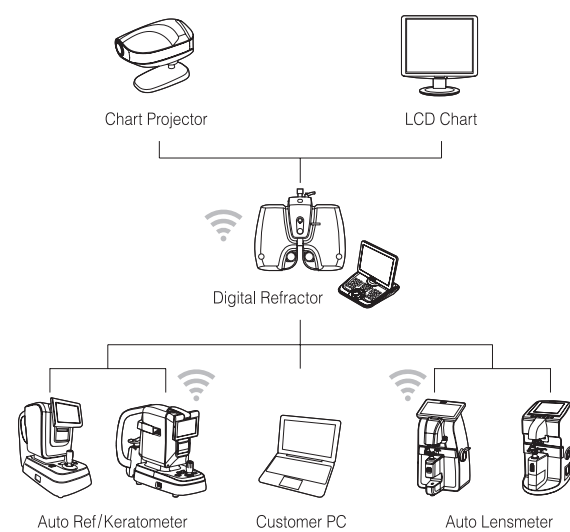
# HNT-1 Huvitz Tonometer with Smart Puffing Control Tech

## Specification

		HNT-1	HNT-1P
Intraocular Pressure Measurement Mode	Measurement Mode	AT3D(X, Y, Z), AT2D(X, Y), MT(Manual)	
	Measurable Range	0~60mmHg, SPC30/60mmHg	
	Measurement Value	1mmHg step (Average:0.1mmHg step)	
Cornea Thickness Measurement Mode	Pachymetry Measurement		AT3D(X, Y, Z), AT2D(X, Y), MT(Manual)
	Measurable Range		150~1300µm
	Measurement Value		1µm step
Data Memory	Measured value of ten(10) times amount for each left/right eye.		
Hardware	Built-in Printer	Thermal Line Printer	
	Power Saving Function	As stopping to measure for about 1/3/5minutes, the main power is shut, it returns as pushing button.	
	Monitor	TFT LCD Color IPS Touch Panel of 7" (800x480)	
	Electrical Power / Current	AC100~240V, 50/60Hz, 1A	
	External I/O	RS-232C (in/out)	
	Dimensions / Weight	514(W) x 262(D) x 435(H)mm / 18.5(17.5)kg	

To upgrade function, the design and details of the product above can be changed without prior notice.

## System Networking



HNT-1

Huvitz Tonometer with Smart Puffing Control Tech



**Huvitz**

298-29, Gongdan-ro, Gunpo-si,  
Gyeonggi-do, Republic of Korea  
Tel:031-442-8868 Fax:031-477-8617  
<http://www.huvitz.com>

Distributed by

**Huvitz** Re:define, Re:create

## Smoothness and Perfection HNT-1

Soft & Smart Puffing, corneal thickness compensation, combined with great economical value

- A new standard in intraocular pressure measurement

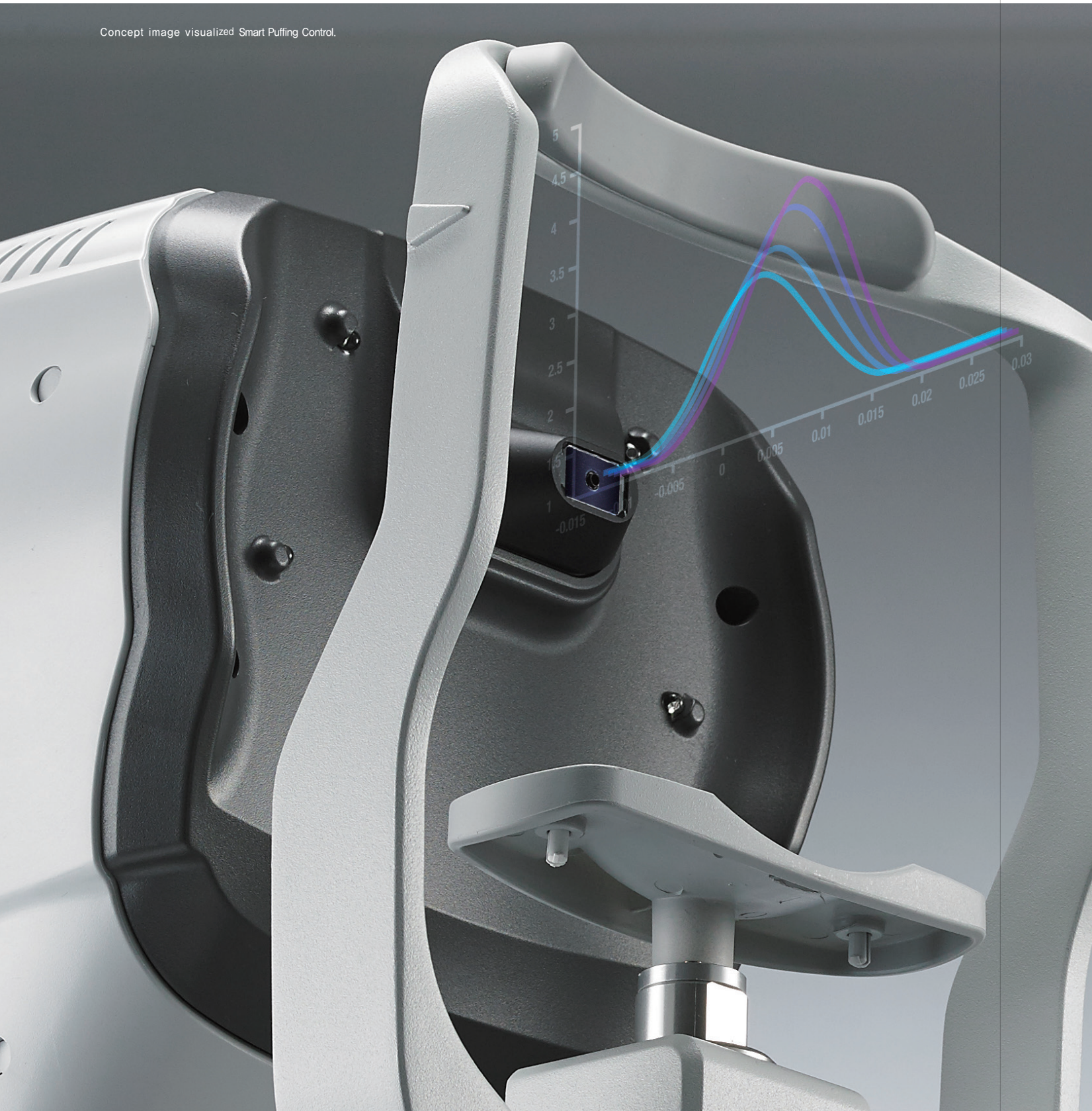
The new tonometer HNT-1 measures customized intraocular pressure with smart function auto-adjustable puffing intensity.

Intuitive interface based on corneal thickness to compensate for IOP value. Produces accurate measuring data immediately and effortlessly.



Soft & Smart Puffing - with your Patient's comfort in mind.

Concept image visualized Smart Puffing Control.



#### Auto-adjustable Smart Puffing Control for intraocular pressure

Its Smart function is possible with customized intraocular pressure as it adjusts the Puffing pressure level based on the patient's own intraocular pressure.

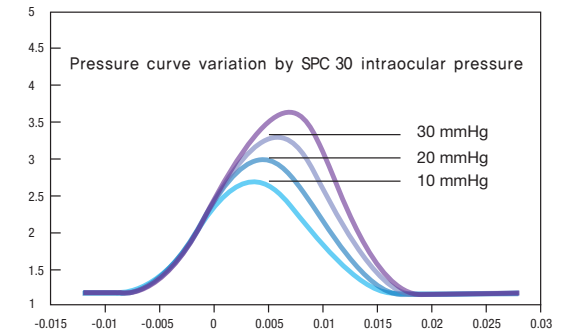
The moment the proper intraocular pressure signal is acquired, air pressure delivery stops, reducing the discomfort caused to the Patient by unilateral high-pressure Puffing.

#### Auto Tracking Guide display

Automatic 3D tracking and focusing. User-friendly animated feedback for User, when outside of normal auto-tracking range, to help guide with the required joystick & chinrest adjustments needed.

#### User Friendly Interface

Anyone can easily use thanks to the user-friendly Icon-based intuitive interface.

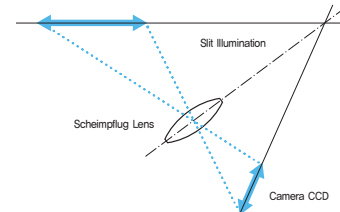


Auto Tracking Guide / User Friendly Interface



3D driving mechanism for Auto Focusing

Intraocular pressure measurement taking into account corneal thickness – Producing comprehensive and relevant data



CCT(Central Cornea Thickness) measurement Concept

**Accurate corneal thickness compensation function**

To measure accurate intraocular pressure, simply input Patient's corneal thickness on the HNT-1 to print-out compensated IOP value. (HNT-1)

When using the built-in Pachymeter, available on the HNT-1P, it immediately shows compensated IOP value. (HNT-1P)

**CCT (Central Cornea Thickness) measurement**

Enables accurate measuring corneal thickness by utilizing the Scheimpflug method. (HNT-1P)

**Visualization for corneal thickness measurement**

Bilateral corneal thickness by visualizing cross-section image of measured corneal thickness. (HNT-1P)

**ACA (Anterior Chamber Angle) Capture**

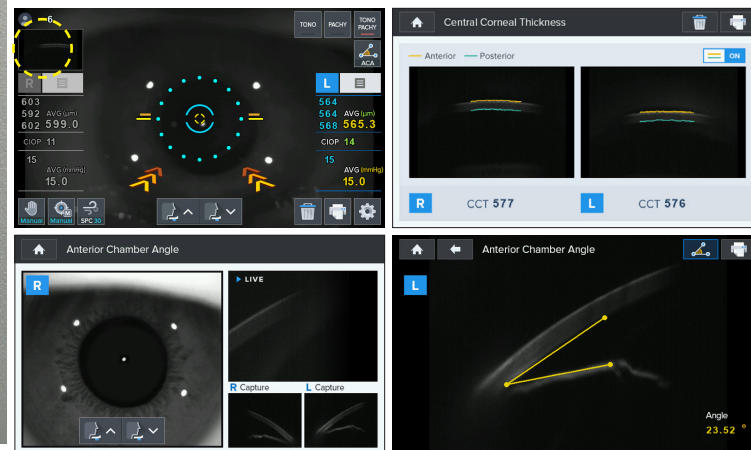
ACA cross-section capturing function helps to support the diagnosis of angle-closure which is one of the main causes of glaucoma. (HNT-1P)

**Angle measurement function by touch screen**

Utilize the ACA cross-section touch-screen, and the angle shows in graphic & numerical display with easy measurement. (HNT-1P)

CCT measurement & IOP compensation

Visualization for corneal thickness



AOA shooting

AOA measurement



**Intuitive gesture and easy to use**

**High resolution 7" color touch-screen**

By adopting a Wide Color TFT LCD, it produces a vivid, high resolution (with no afterimage) image with real-time processing chip.

User-friendly and easy to use touch-screen.

**Safety Stop**

Safe and convenient built-in auto-sensor to prevent the air nozzle from contacting the Patient's eye.

**Motorized Chin Rest**

User-friendly and easy to use motorized chin rest.

**High speed internal printer**

Built-in printer, conveniently and quickly prints measured data.

**Network data transfer function**

Send measured data to external computer by RS-232C interface cable. (EMR compatible)

**Power Saving sleep mode function**

Automatic sleep mode when not in use.



Motorized chin rest

Internal printer