

Huvitz Patternless Edger HPE-810

with Integrated Drill



Incomparable Stability,
Another Leap Towards
Perfectionism



Specification

Lens Material	Plastic, Polycarbonate, High Index Plastic, Glass, Trivex
Wheel	Diameter 150mm, RPG Type
Edging Mode	Beveling (Normal / Auto / Manual Mode, Mini Bevel Option) Grooving (Normal / Auto / Manual Mode, Partial / Hybrid / Dual Grooving Option) Flat Edging Safety Beveling Polishing
Functions	Job Manager, Digital Pattern, Hole Editor, Retouch, Bevel / Groove Simulation, Shape Mirroring, Easy Click, Concave Shape, Scan & Cut (Optional)
Utilities	LCD Tilting Automatic Edging Room Door Edging Room illumination Simultaneous Bilateral feeding SD Card Storage (Memory Included) Barcode Reader (Optional) Vacuum Interface (Optional)
HW Platform	GUI (1GHz), Motor (120MHz)
Display	9.7 inch Color TFT LCD(1024x768) with Touch Screen
Edging Size	Max : 90mm Min : Flat Edging : 18.5mm (without safety bevel) / 23.0mm (with safety bevel) Bevel Edging : 20mm (without safety bevel) / 24.7mm (with safety bevel)
Drilling (Optional)	Hole Type : Hole, Slot, Notch Hole Size : Ø1.00~5.00mm Hole Depth : Max 6.0mm Range of Hole Drilling : Ø32.0~75.0mm from lens rotation axis, Slot Width : 1.0~5.0mm Slot Length : Max 20.0mm, Tilting Mode : Automatic, Manual (0~30°)
Dimensions	540(W) x 462(D) x 597(H)
Weight	55kg
Power Supply	AC 100~120V / AC 200~230V 50/60Hz
Power Consumption	1200W(110V), 1500W(220V)

System Configurations



A. HPE-810 + HAB-8000



B. HPE-810ND + HAB-8000 (+ HDM-8000)



C. HPE-810 + HBK-7000 + HFR-8000



D. HPE-810ND + HBK-7000 + HFR-8000 (+ HDM-8000)



Integrated Drill Adaptive Chuck

Designs and details can be changed without prior notice for the purposes of improvement.

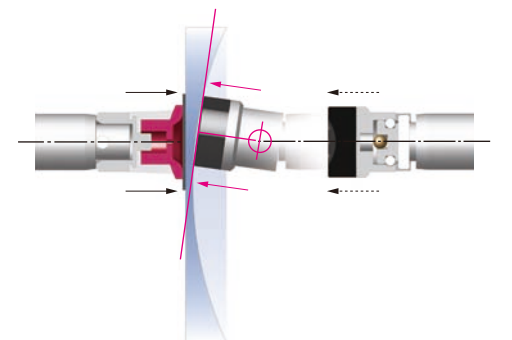



**Change Provides You Beautifully Crafted Perfection.
Be a Perfectionism, HPE-810.**

Spotlighting at fashionable frames and unique shaped sunglasses magnifies the trouble in your lens edging process. Now HPE-810 comes as your tailor-made hands for realizing your perfection in real world.

The First Step in Processing at "0%" Error

Lens processing perfectionism - you may be well when make good catch. Huvitz notice that the role of clamping the lens processing as one of the most important factors. Regardless of the slope of a contact surface, the specially designed clamp grabs a lens securely while it delivers uniform pressure against strong motor torque. HPE-810 minimizes the lens axis twisting and coating & surface damage by adopting the new clamping chuck applying a joint motion mechanism.





Adaptive Clamp Chuck of Joint Configuration

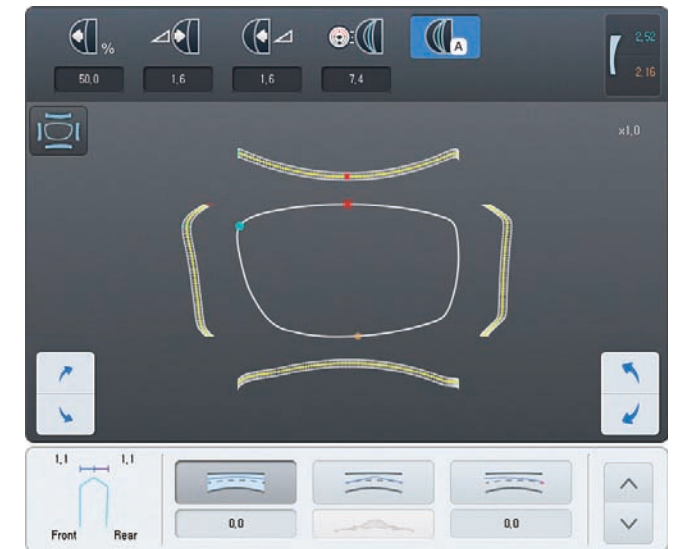
High curved lenses are exposed to flawed results due to axis twisting during processing. HPE-810 leads to a new era of adaptive clamp chuck of joint configuration which minimizes axis twisting and any potential damages to lenses.

Auto / Manual 3D Simulation

3D simulation supports easier bevel / groove positioning.

Auto positioning function reads frame and lens curve automatically and concludes the best position of bevel / groove.

Additionally, manual positioning function allows opticians to manually position bevel / groove for the best result.



Powerful Drill

High power motor makes HPE-810 more powerful and leads to 40% reduction in processing time from previous model (HPE-7000).


Easy hole editing management and high power motor makes a great synergy effect for rimless glasses.



Excellent Speed and Stability! HPE-810 Opens a New Era!

Save your time and be surprised at result.

HPE-810 delivers the full satisfaction to you with speed and delicacy.




Design Your Imagination - Scan & Cut (Optional)

As designs of glasses are diversifying, a demand for edger capable of processing all designs becomes is increasing. Scan & Cut function of HPE-810 supports processing all designs without any restrictions. Scan your design and fit it in your frame with HPE-810.

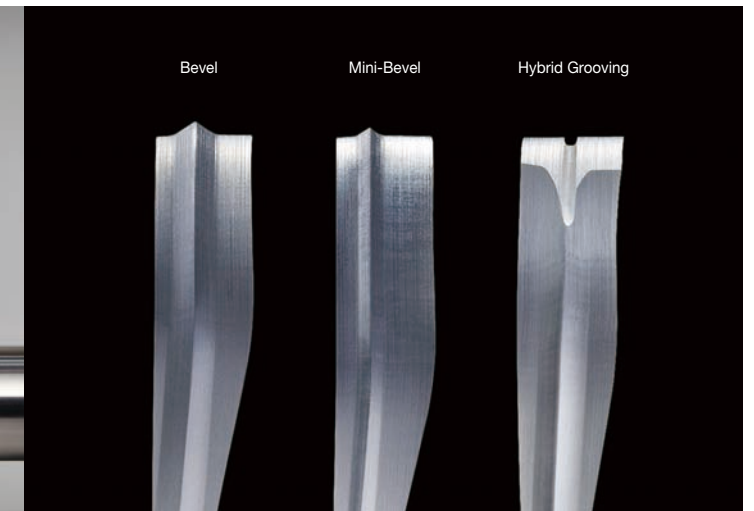


Experience Excellence with HPE-810!

Powerful and stable drilling, a variety of bevel options for customized processing, Easy Clip - on sunglasses and many other attributes are here to satisfy your demand under name of HPE-810!




Anti-axis Bidirectional Feelers



Bevel Mini-Bevel Hybrid Grooving



Larger Wheels



Concave Shape Processing



Easy Clip - on Sunglasses

Tiltable Drill for High Curve Lenses

Tiltable drill in a range of 0~30° supports excellent hole processing for all kinds of high curve lenses.

Bidirectional Feeling - Processing Time Reduction

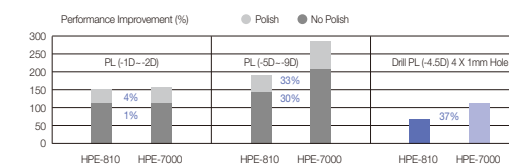
Bidirectional feelers of improved configuration are more durable and simultaneous feeling of front and back sides reduces lens thickness recognition time by maximum 50%.

Larger Wheels - Processing Time Reduction

Larger wheels reduce processing time by 30% from previous model.

Faster Processing

HPE-810 supports faster edging by 30% and drilling by 40% from previous model.



Powerful Direct Motor Drive

Servo-motor of more than 1 HP guarantees agile working responses and makes HPE-810 even more competitive with faster processing.

Highly Efficient CPU

1GHz CPU supports next job management during current job processing.

Partial & Hybrid Grooving

A combination of sectional grooving and beveling - Partial & Hybrid Grooving Function - supports processing of more variety of frames.

Customized Mini Bevel

Bevel height is customizable for frames with short groove depth and produces lens which fits perfectly in frame. (Mini Bevel Height : Min 0.1~Max 0.8mm)

Concave Shape Processing

HPE-810 processes even concave shape on lenses, within a range of wheel curvature.

Easy Click Editing (for Chemistrie Clip Frames)

Chemistrie clip editing function allows far and near sight glasses and even sunglasses to be used on a single frame. Entire process can be easily done at a single click with user-friendly UI.